

**Library Website:** <https://magglib.weebly.com/>

**Citation – APA 7**




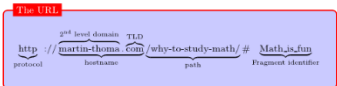
There are *two parts* to citing sources properly.

1. **In-text citations** throughout the body of your paper when using direct quotes or paraphrasing someone else's work. Put the citation information in brackets directly after the quote or paraphrase.

**APA 7** - (author's last name, date) or (author, date, p.page number)

2. A **Reference** list at the end of your paper on its own page (the list must be in *alphabetical order with hanging indentation and double-spaced*). The title is called References and it is centered on the top of the page.

**Creating Reference Entries – Main Elements**

<b>AUTHOR</b>	Who wrote the information?	Writer, editor, group author, etc.	
<b>DATE</b>	When was the information published?	Year of publication or the date of an update for a webpage	
<b>TITLE</b>	What is the title of the work?	Article title, book title, graph title, etc.	
<b>SOURCE</b>	Where did you find the information?	Publisher of a book, URL for an online work  URL (Uniform Resource Locator)	

**Creating an APA Reference Entry**

**Source: Webpage with date and author known**

Last name of author, First initial(s). (Year, Month date of publication). *Article title*. URL

Example

Shoshani, J. (2021, October 29). *elephant*. Encyclopedia Britannica.  
<https://www.britannica.com/animal/elephant-mammal>

**Source: Webpage group author**

Examples:

SeaWorld Parks & Entertainment. (2021). *Reproduction*. <https://seaworld.org/animals/all-about/polar-bear/reproduction/>  
Smithsonian’s National Zoo & Conservation Biology Institute. (n.d.). *Alpaca*.  
<https://nationalzoo.si.edu/animals/alpaca>


### Important Reminders

- When citing books or webpages, only capitalize the first letter of title and subtitle, and any proper nouns.
- Do not put a period after the URL in a reference entry.
- A **reference list** must be included at the end of your paper on its own page. The title References is to be centered on the page (do not underline the heading or use quotation marks). **The reference list should be in alphabetical order and double-spaced.** Begin all entries at the left margin with extra lines indented ½ inch. This is called a **hanging indentation**.

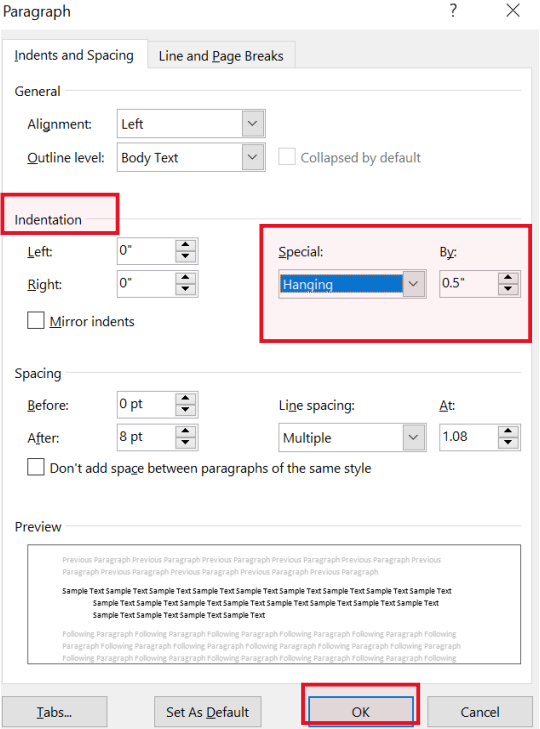
\*Citation Machine can help you create a reference entry:

<https://www.citationmachine.net/apa>

How to format the hanging indentation on Microsoft Word:

 **Line and Paragraph Spacing:** Click the down arrow and select Line Spacing

**\*Remember to highlight all the reference entries first**



**Indentation**

Special

↓

Click the down arrow  
and select **Hanging**

Press **OK**

Steps to format hanging indentation on **Google Docs**: **Format** ➡ **Align & Indent** ➡

➡ **Indentation Options** – **Special Indent** – select **Hanging (0.5 inches)** – Press **APPLY**

## References

Blashfield, J. F. (2014). *Bears*. The Gale Encyclopedia of Science (5th ed.).

Gale. <https://link.gale.com/apps/doc/CV2644030251/SCIC?u=67sbo&sid=SCIC&xid=391d49fe>

Britannica. (2021, September 1). polar bear. Encyclopedia Britannica.

<https://www.britannica.com/animal/polar-bear>

Cox, D.J. (Photographer). (2014). *Polar bear mother and cubs* [Photograph]. The Gale Encyclopedia of Science (5th ed.).

Gale. <https://link.gale.com/apps/doc/PC4205138737/SCIC?u=67sbo&sid=SCIC&xid=0828a0ee>

SeaWorld Parks & Entertainment. (2021). *Reproduction*. <https://seaworld.org/animals/all-about/polar-bear/reproduction/>

Shoshani, J. (2021, October 29). *elephant*. Encyclopedia Britannica.

<https://www.britannica.com/animal/elephant-mammal>

Smithsonian's National Zoo & Conservation Biology Institute. (n.d.). *Alpaca*.

<https://nationalzoo.si.edu/animals/alpaca>