

Library Website: <https://maglib.weebly.com/>

Citation – APA 7




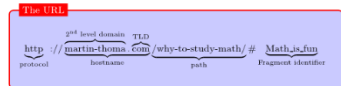
There are *two parts* to citing sources properly.

1. **In-text citations** throughout the body of your paper when using direct quotes or paraphrasing someone else's work. Put the citation information in brackets directly after the quote or paraphrase.

APA 7 - (author's last name, date) or (author, date, p.page number)

2. A **Reference** list at the end of your paper on its own page (the list must be in *alphabetical order* with *hanging indentation and double-spaced*). The title is called References and it is centred on the top of the page.

Creating Reference Entries – Main Elements

AUTHOR	Who wrote the information?	Writer, editor, group author, etc.	
DATE	When was the information published?	Year of publication or the date of an update for a webpage	
TITLE	What is the title of the work?	Article title, book title, graph title, etc.	
SOURCE	Where did you find the information?	Publisher of a book, URL for an online work	

Creating an APA Reference Entry

Source: Webpage with date and author known

Last name of author, First initial(s). (Year, Month date of publication). *Article title*. URL

Examples

Hutch, M. (2017, June 9). *Here's a look at famous inventions made by Canadians*.

<https://globalnews.ca/news/3437789/canada-150-canada-punches-way-above-its-weight-in-innovation>

Lindeman, T. (2017, July 10). *16 amazing things invented by Canadians*.

<https://www.cbc.ca/television/16-amazing-things-invented-by-canadians-1.4195223>

Mulder, M. (2018, October 29). *11 inventions to celebrate*.

<https://www.canadashistory.ca/explore/science-technology/11-inventions-to-celebrate>

Important Reminders

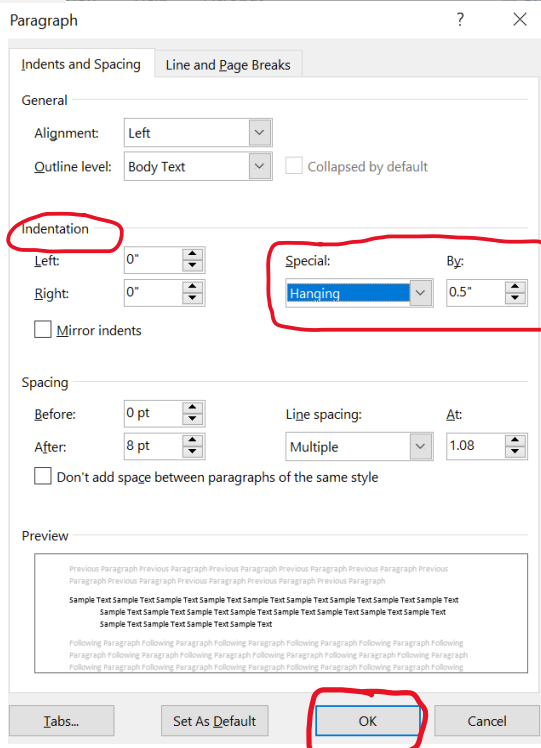
- When citing books or webpages, only capitalize the first letter of title and subtitle, and any proper nouns.
- Do not put a period after the URL in a reference entry.
- A **reference list** must be included at the end of your paper on its own page. The title References is to be centered on the page (do not underline the heading or use quotation marks). **The reference list should be in alphabetical order and double-spaced.** Begin all entries at the left margin with extra lines indented ½ inch. This is called a **hanging indentation**.
- Use **Times New Roman** 12-point font with normal 1-inch margins.

*Citation Machine can help you create a reference entry: <https://www.citationmachine.net/apa>

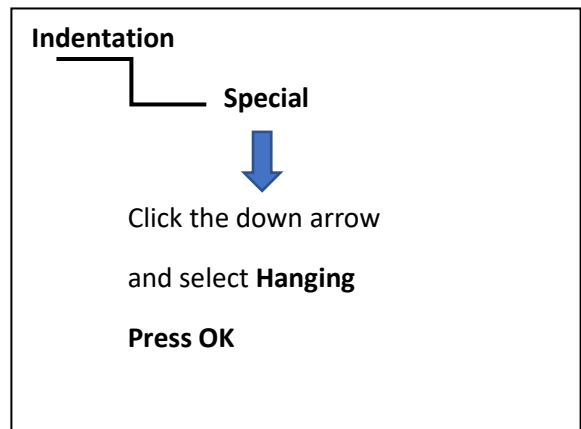
How to format the hanging indentation on Microsoft Word:



Line and Paragraph Spacing: Click the down arrow and select Line Spacing



*Remember to highlight all the reference entries!



References

Hutch, M. (2017, June 9). *Here's a look at famous inventions made by Canadians.*

<https://globalnews.ca/news/3437789/canada-150-canada-punches-way-above-its-weight-in-innovation>

Johnston, D. L. & Jenkins, T. (2017). *Ingenious: How Canadian innovators made the world smaller, smarter, kinder, safer, healthier, wealthier and happier.* McClelland & Stewart.

Lindeman, T. (2017, July 10). *16 amazing things invented by Canadians.*

<https://www.cbc.ca/television/16-amazing-things-invented-by-canadians-1.4195223>

Mulder, M. (2018, October 29). *11 inventions to celebrate.*

<https://www.canadashistory.ca/explore/science-technology/11-inventions-to-celebrate>

RESEARCH

Finding Online Sources

- **Research library databases** - an organized electronic collection of information. Databases include journals, magazines, newspapers, report, images, videos, and more. Databases usually include the source citation for the article. GALE offers citation formats to choose from – select APA 7.
Access the databases through Maggie’s Library website under “Research Tools”
- **Online credible sites** – make sure to evaluate the source before you use the information in your assignment! Evaluate the website critically to determine whether the information is current, factual, credible, reliable, and relevant.